


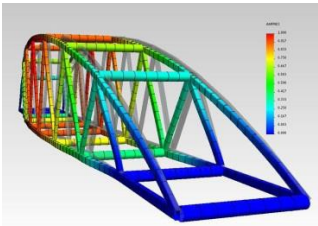


# GRAPHIC COMMUNICATION

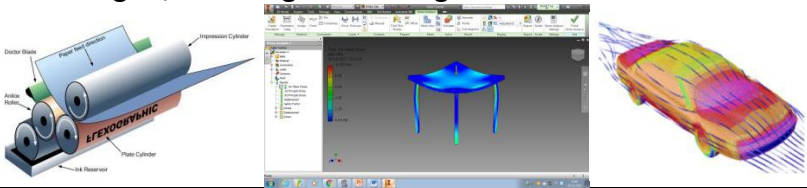
The Graphic Communication courses introduce pupils to the different ways in which we communicate various designs, information and ideas. We look at how to create and convey Technical Information for the production of various products; how to create visually appealing promotional graphics such as adverts in print and online, and how we can use 3D Computer Modelling to visualise ideas and produce solutions to various problems.

Graphic Communication N4/5	
REQUIREMENTS	<p>You must have completed Graphic Communication in S3, or alternatively have taken Art and Design in S3. If you do not have these subjects from S3, you must seek permission from the Faculty PT.</p>
COURSE CONTENT	<div style="display: flex; align-items: center;"> <div style="flex: 1;"> <p>The course has two units:</p> <ol style="list-style-type: none"> <li>1. <i>2D Graphics</i></li> <li>2. <i>3D and Pictorial Graphics</i></li> </ol> <p>We take a combined approach to these units, and work through them alongside each other. You will learn lots of new skills, and some of these include:</p> <ol style="list-style-type: none"> <li>1. How to use 3D Modelling Software (Autodesk Inventor)</li> <li>2. How to use Desktop Publishing Software (Serif Page Plus)</li> <li>3. The creation of visually appealing graphic publications such as adverts and magazines</li> <li>4. Understanding the use and application of British Standards (BS 8888)</li> <li>5. Gaining knowledge and understanding of CAD/CAM – such as rapid prototyping/3D Printing.</li> <li>6. Gaining skills in the production of various Technical Drawings, and understanding where they might be used.</li> </ol> </div> <div style="flex: 0.2; text-align: center;">  </div> </div>
ASSESSMENT	<p>There is then an Added Value Unit for National 4, and a Course Assessment for National 5.</p> <p><u>National 4</u> – The Added Value Unit (AVU) is marked as Pass/Fail, and you must pass this to get a National 4 award on your SQA certificate.</p> <p><u>National 5</u> – The course assessment consists of a 2-hour written exam, and an 8-hour practical assignment.</p>

PROGRESSION / NEXT STEPS	<p>This course is currently offered at Higher and Advanced Higher. To proceed to Higher you must gain either an A or B at National 5. Pupils may wish to discuss relevant work experience/placements with Faculty staff and their Guidance Teacher.</p> <p>Graphic Communication is perfect for those pupils with an interest in Design and Technology. You could use it as a springboard for going onto careers like:</p> <p>Games Design, Graphic Design, Advertising, CAD Engineer, Draughtsman, Architecture, Art and Design, Product Designer, Web Designer and many more. See this web link for more information. <a href="#">Graphic Communication careers</a></p>
-----------------------------	---

Graphic Communication Higher	
REQUIREMENTS	You must have an A or B at National 5 level to take Higher. Alternatively, if you have an A or B at National 5 Art and Design then you may progress onto Higher. If you do not have, or are not expected to get, an A or B at National 5 level, then you must seek permission from the Faculty PT.
COURSE CONTENT	<p>The course is similar to National 5, in that there are two units:</p> <ol style="list-style-type: none"> <li>1. <i>2D Graphics</i></li> <li>2. <i>3D and Pictorial Graphics</i></li> </ol> <p>We take a combined approach to the units, and work through them alongside each other. You will build on the skills you gained in National 5, and develop your CAD and DTP skills further; exploring more complex CAD Modelling Techniques, and gaining a deeper understanding of the Graphics and Print Industries.</p> <div style="display: flex; justify-content: space-around; align-items: center;"> <div style="text-align: center;">  <p>Subtractive color (CMYK)</p> </div> <div style="text-align: center;">  <p>Additive Color (RGB)</p> </div> <div style="text-align: center;">  </div> </div>
ASSESSMENT	This course is assessed in two parts; by a 2-hour written exam and a timed course assessment. Details can be found on <a href="http://www.sqa.org.uk">www.sqa.org.uk</a> For further information on the course assessment please follow the link: <a href="#">Higher Graphic Comm Course Assessment</a>
PROGRESSION / NEXT STEPS	<p>This course is currently offered at Advanced Higher Level, and may also lead onto a Higher Qualification in Art and Design.</p> <p>Graphic Communication is perfect for those pupils with an interest in Design and Technology. You could use it as a springboard for going onto things like:</p> <p>Games Design, Graphic Design, Advertising, CAD Engineer, Draughtsman, Architecture, Art and Design, Product Designer, Web Designer and many more.</p> <p>Pupils may wish to discuss relevant work experience/placements with Faculty staff and their Guidance Teacher.</p> <p>See the web link below: <a href="#">Higher Graphic Communciation Careers</a></p>

## Graphic Communication Advanced Higher

<p>REQUIREMENTS</p>	<p>You must have an A or B at Higher Level to study at Advanced Higher, or alternatively have passed Higher Art and Design.</p>
<p>COURSE CONTENT</p>	<p>The Advanced Higher course is very different to the National 5 and Higher structure. There is a considerable amount of self-study, and you must be able to demonstrate an ability to work independently. The number of periods you will have with a Teacher depends on the number of pupils who choose the subject.</p> <p>There are two units in the course:</p> <ol style="list-style-type: none"> <li>1. <i>Technical Graphics</i></li> <li>2. <i>Commercial and Visual Media</i></li> </ol> <p>These units allow pupils to utilise all of the skills they gained in National 5 and Higher, and to let their creativity flourish. You will make use of a range of technologies, including 3D Printing and some advanced CAD Capabilities.</p> 
<p>ASSESSMENT</p>	<p>This course is assessed by a question paper and a course project.</p> <p>The course project is very open, and allows pupils to choose almost any topic which interests them. It is a challenging project, and needs to consist of 20 x A3 Pages of work. It is worth 120 marks, and will be marked by your teacher (subject to verification by the SQA). There is also a written exam, which you will sit in May.</p> <p>For further information on the course assessment see: <a href="#">Adv Higher Graphic Comm Assessment</a></p>
<p>PROGRESSION / NEXT STEPS</p>	<p>Graphic Communication is perfect for those pupils with an interest in Design and Technology, and those with creative talents. You could use it as a springboard for going onto things like:</p> <p>Games Design, Graphic Design, Advertising, CAD Engineer, Draughtsman, Architecture, Art and Design, Product Designer, Web Designer and many more.</p> <p>See this link for further careers information: <a href="#">Adv Higher Graphic Comm Careers</a></p>